

A close-up photograph of a man wearing safety glasses, focused on his work. He is holding a precision instrument, possibly a microscope or a measuring device, with his hands. The background is blurred, showing industrial equipment and a blue light source. The overall scene is a professional laboratory or manufacturing environment.

# Production

**“The chair is the most important piece of equipment in the world of production.”**

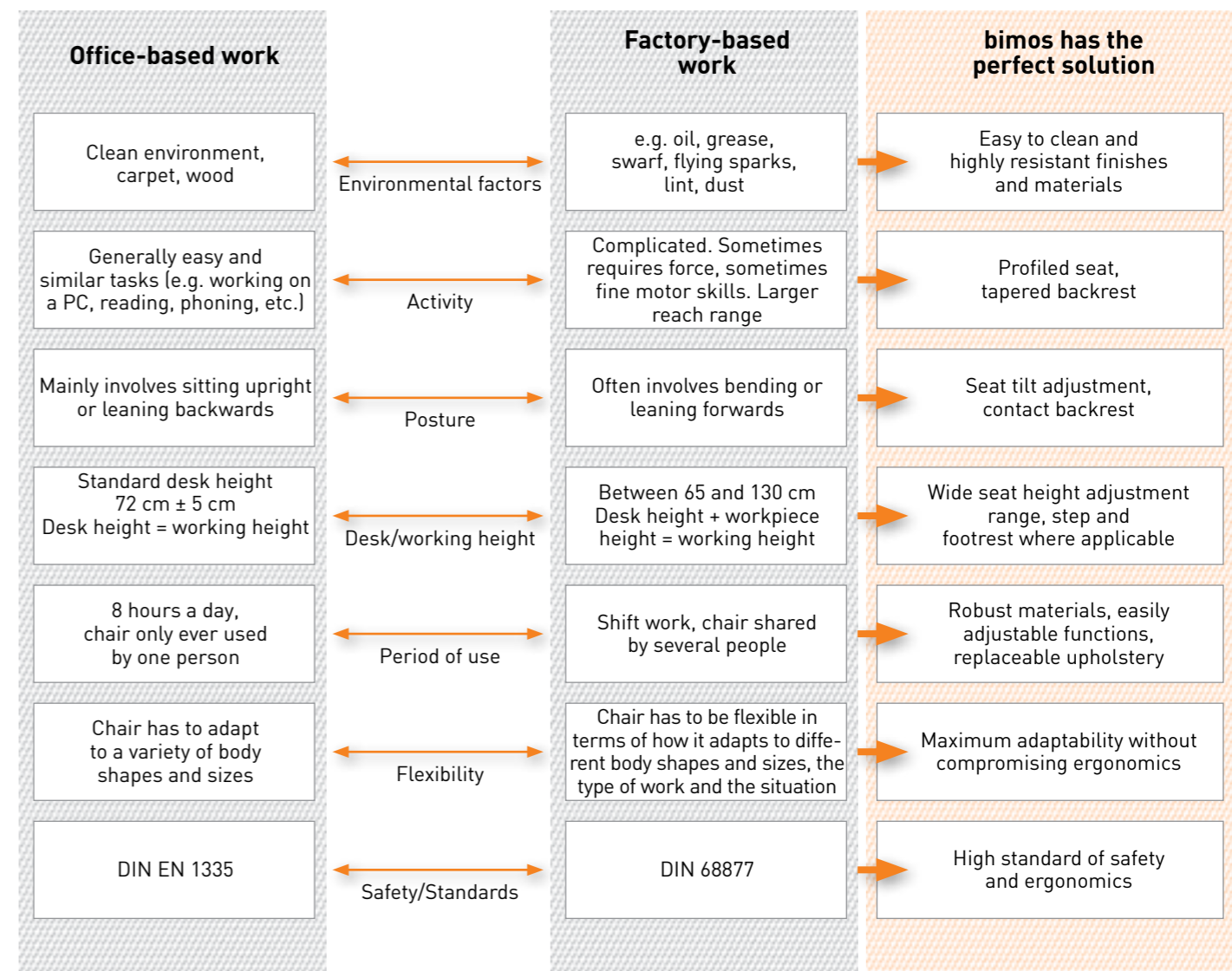
# Production

## Perfect seating solutions for production facilities

A workplace chair can only really be described as “good” if it fits in perfectly with the working environment. Each type of activity imposes its own particular requirements. That is why a good office chair will be designed to suit the working conditions found in offices. A chair that is to be used within a production context, on the other hand, will need to meet a completely different set of demands. bimos workplace chairs are setting new standards in this respect. They manage to combine maximum freedom of movement and adaptability with super sturdiness. From the ergonomic design of the seat and backrest and easily replaceable upholstery right through to the highly durable materials used, our seating solutions are the epitome of good design. As a result, not only do they satisfy the necessary standards, but are always developed in close collaboration with industrial doctors and other specialists in the field.



## The activity determines the chair



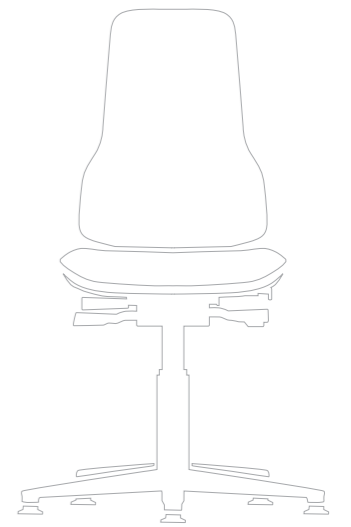
# Neon



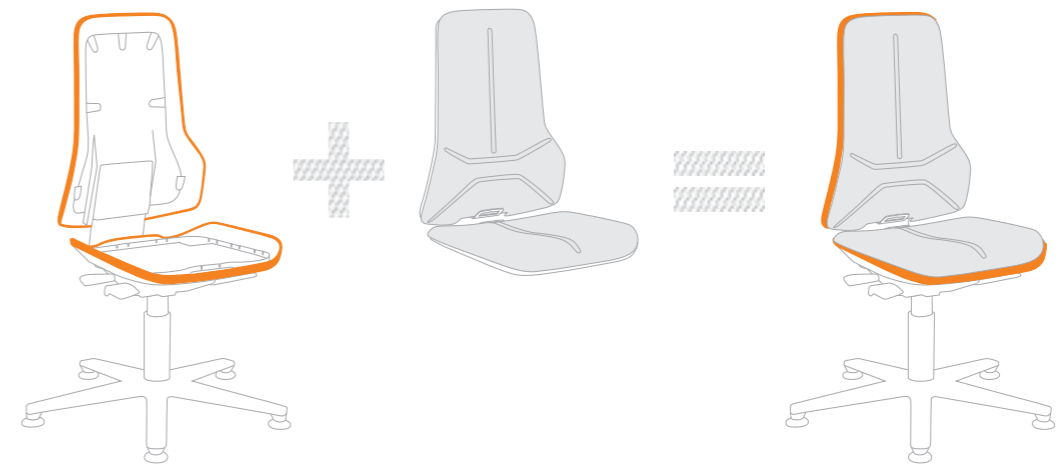
## New generation workplace chairs

Neon is the flagship for modern industry. No other chair for use in manufacturing can boast such ergonomic features, such design or such comfort. Neon is based on findings from the Fraunhofer Institute's Arbeitswelt 2015<sup>plus</sup> research. So Neon is the new generation workplace chair for the new generation of work. Simple production jobs are increasingly being replaced by

more complicated tasks. Similarly, office and manufacturing workplaces are merging closer and closer together, and demands on the workplace are increasing. Neon combines ergonomic and functional characteristics that have until now been unknown in production environments with optimum industrial characteristics. Its innovative 1+1 system of chair and upholstery combination provides flexibility and sustainability, and ensures that it is perfectly adapted to the particular area of work. Both operating Neon and sitting on it are highly comfortable experiences. Neon was designed by Phoenix Design, arguably the best design studio in Germany.



## The Neon 1+1 system




Neon consists of two elements: the chair element with base and mechanism and the upholstery element. This offers many advantages:

- **Sustainability:** when you need new upholstery, you do not need to dispose of the whole chair. You just change the upholstery with a single click.
- **Flexibility:** if Neon is to be used in another work area, it is only the upholstery element that needs to be changed.
- **Economy:** make a one-off investment in a chair, and then only replace upholstery when necessary. The decision to go for a Neon is a long-term investment.
- **Individuality:** upholstery determines use: changing upholstery surfaces to suit changing uses.
- **Speed of delivery:** The modular construction means that not every chair has to be individually finished after an order is received. This leads to extremely short delivery times.
- **Changeable upholstery:** different employees in the same workplace – for instance on multiple shift work – can use different upholstery.

# Neon



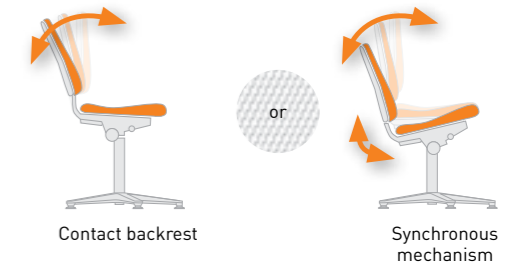
# Neon




## Design and materials

The most striking feature of Neon is its flex strip. It is made of soft plastic and serves to protect the chair and its environment. There is a choice of three colours for the flex strip. The chair itself consists of solid steel with an aluminium base. All the metal parts are black. The tough plastic parts are basalt grey. Neon is available with a choice of castors with load-sensitive brakes for hard floors or with abrasion-resistant glides. In addition, for the high version, there are optional Stop&Go castors available; also a height-adjustable mounting aid that can be folded upwards.

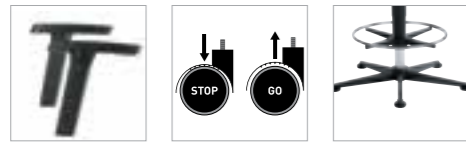
**Mechanism** (for precise details, see pages 16-17)



**Ergonomic package** (for precise details, see pages 16-17)



## Accessories (for precise details, see page 141)



Multifunction armrest   Stop&Go castors   Foot ring



## Neon 1 with glides

Seat height adjustment range: 450 to 620 mm.

Design	Order no.
Permanent contact inc. ergonomic package	9560-Flex strip colour
Synchronous technology inc. ergonomic package	9570-Flex strip colour



## Neon 2 with castors

Seat height adjustment range: 450 to 620 mm.

Design	Order no.
Permanent contact inc. ergonomic package	9563-Flex strip colour
Synchronous technology inc. ergonomic package	9573-Flex strip colour



## Neon 3 with mounting aid and glides

Seat height adjustment range: 590 to 870 mm.

Design	Order no.
Permanent contact inc. ergonomic package	9561-Flex strip colour
Synchronous technology inc. ergonomic package	9571-Flex strip colour

## Flex strip colour

	Happy orange	Mars green	Cool grey
Flex strip			
Order no.	3279	3280	3278













# Neon

## Design and materials

Neon's innovative 1+1 system allows you to change the upholstery with a single click, so that it adapts to any particular work environment. With the 1+1 system, you order chair and upholstery elements separately (please note that you can only sit on the chair with an upholstery element). There is an extensive range of upholstery

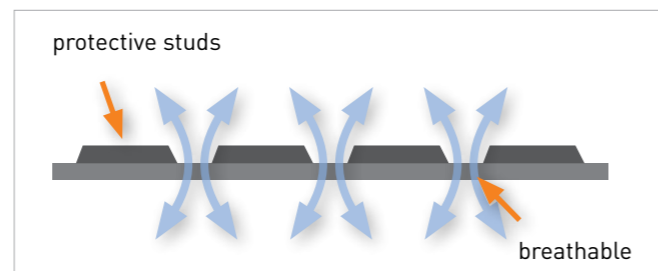
material available for the most varied uses: there is tough integral foam upholstery, which is able to withstand mechanical damage; easy-care synthetic leather that is soft and washable; robust and breathable fabric upholstery; as well as the world first – "Superfabric" – an innovative fabric covering that combines the advantages of fabric and integral foam.

## Upholstery finish and colour options

Finish	Black	Blue	Grey
Taff fabric			
Order no.	TA01	TA02	TA11
Magic synthetic leather			
Order no.	MG01	MG02	MG11
Integral foam			
Order no.	2000	2001	2002
Superfabric			
Order no.	SP01	SP02	SP11

## "Superfabric" – a world first among cover materials

Neon is not just a trail-blazer in terms of ergonomics, design and comfort. It also sets standards in its choice of materials. Neon is the first workplace chair to make use of the "Superfabric" cover material. This consists of a textile substrate covered with micro-studs. This makes Superfabric upholstery breathable, soft and comfortable, and at the same time very tough, cut resistant, non slip and easy to clean.



Partly hard, yet overall very soft.



## Neon fabric upholstery

breathable, comfortable, soft, hard-wearing

Design	Order no.
Taff fabric	9588-colour no.



## Neon synthetic leather upholstery

washable, low-maintenance, resistant to oil and disinfectants, soft and comfortable

Design	Order no.
Magic synthetic leather	9588-colour no.



## Neon integral foam upholstery

extremely tough, durable, washable, capable of withstanding mechanical damage, resistant to flying sparks, resistant to mild acids and alkalines

Design	Order no.
Integral foam	9588-colour no.



## Neon Superfabric upholstery

comfortable, soft, breathable, very tough, cut resistant, non slip, easy to clean

Design	Order no.
Superfabric	9588-colour no.

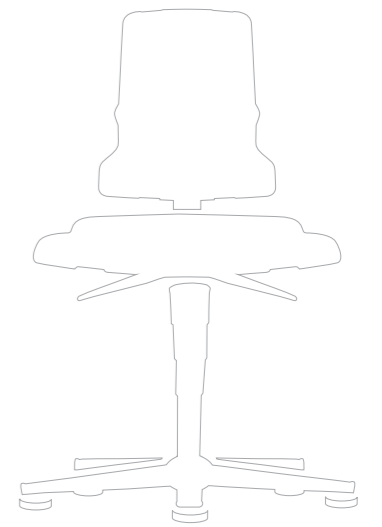
# Sintec



## The tried and tested solution for custom seating

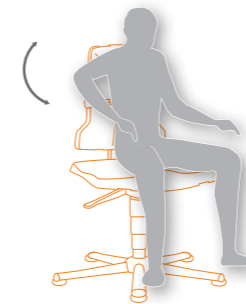
Many of our industrial customers swear by Sintec, because it provides users with maximum flexibility and is completely user-friendly. Its superb ergonomic design and individual functions coupled with the wide selection of mechanisms make it the ideal chair for any workplace scenario.

Sintec's replaceable upholstery elements provide maximum flexibility. It is the combination of all these factors that makes Sintec our bestseller. It was precisely with this high standard of economics and functionality in mind that Sintec was developed in conjunction with the Fraunhofer Institute (IAO). The experts were so impressed by the results that they decided to award Sintec the Baden-Württemberg prize for innovation.



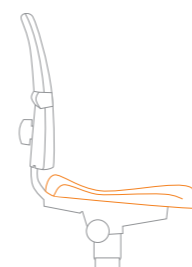
### Easily replaceable seat and backrest upholstery

Various seat and backrest upholstery options are available for Sintec, enabling chairs to be perfectly adapted for any working environment. Changing the upholstery couldn't be easier thanks to the quick and convenient hook-on concept. But this does not mean that comfort is left to fall by the wayside: The upholstery provides a real feeling of luxury.



### Anatomically designed backrest


The high backrest takes the strain off your spine and muscles. This is achieved by means of its special shape: wide at the bottom and narrow at the top. In this way the backrest provides optimum support for your lumbar region whilst allowing your arms and upper body the space and freedom they need higher up in order to move around.



### The ergonomic design of the seat increases performance

The anatomically designed seat automatically encourages you to sit correctly. It supports your bottom even when tilted, encourages precise motor function and ensures constant contact with the backrest. The distinctive pelvis support helps keep your pelvis upright and preserves the natural S-shape of your spine. These measures prevent tiredness and improve concentration and performance.

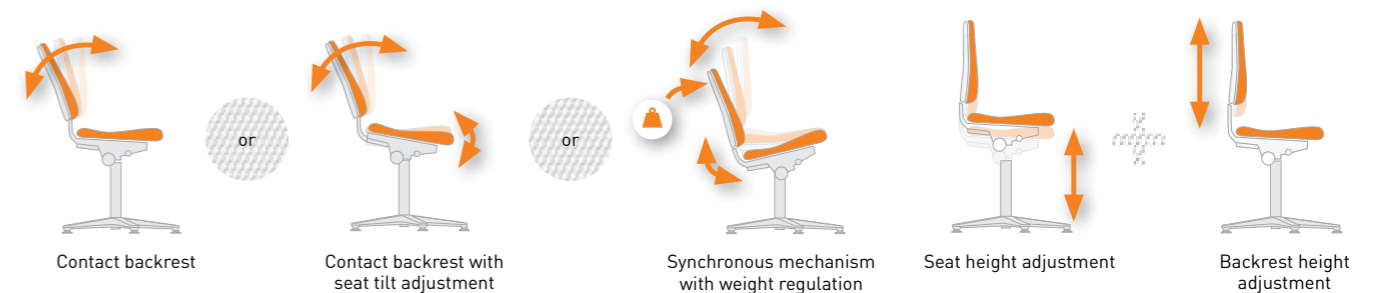
# Sintec




## Design and materials

Sintec is equipped with robust plastic seat and backrest shells as standard. Various finish and colour options are available for the high-comfort replaceable upholstery for the seat and backrest (for more information, see pages 34/35). Sintec features a five-legged base frame with flat lines made from sectional steel tubing. The plastic and steel components are painted basalt grey (RAL 7012). Sintec can be supplied with special castors featuring load-sensitive brakes for hard floors or with abrasion-resistant glides as an option.


## Mechanisms and functions (for precise details, see pages 16-17)



## Options



## Accessories (for precise details, see page 141)



### Sintec 1 with glides

Seat height adjustment range: 430 to 580 mm.

Design	Order no.
Contact backrest	9800-1000
Contact backrest with tilting seat	9810-1000
Synchronous mechanism with weight regulation	9820-1000



### Sintec 2 with castors

Seat height adjustment range: 430 to 580 mm.

Design	Order no.
Contact backrest	9803-1000
Contact backrest with tilting seat	9813-1000
Synchronous mechanism with weight regulation	9823-1000



### Sintec 3 with glides and step

Seat height adjustment range: 580 to 850 mm.

Design	Order no.
Contact backrest	9801-1000
Contact backrest with tilting seat	9811-1000
Synchronous mechanism with weight regulation	9821-1000

# Sintec

## Design and materials

Depending on where they are going to be used, all Sintec workplace chairs can be fitted with fabric, synthetic leather or hard-wearing integral foam upholstery. The upholstery is attached using a simple hook-on system. This innovative, yet straightforward principle means that you can adapt the chair to the individual workplace scenario. All Sintec replaceable upholstery provides a luxurious level of comfort.

## Sintec replaceable upholstery

- Quick and easy to attach thanks to the hook-on system
- Can be changed at any time
- Highly economical, as upholstery can simply be swapped
- Improves the workplace's unique appeal and its flexibility
- Increases seat height by 20 mm

## Functions



Upholstery with lumbar pad:  
Provides exceptional support  
for your lumbar region.

## Upholstery finish and colour options

Finish	Black	Blue	Grey	Red
Duotec fabric				
Order no.	6801	6802	6811	6803
Genius fabric				
Order no.	GE01	GE02	GE11	
Stamskin Top synthetic leather				
Order no.	4524	4523	4521	4508
Integral foam				
Order no.	2001			



## Sintec integral foam upholstery

Easy-care, washable and robust covering, resistant to mild acids and alkalis and capable of withstanding mechanical influences. Structured surface for optimum climatic comfort.

Design	Order no.
Integral foam upholstery, blue	9865-2001



## Sintec fabric upholstery

Soft, breathable upholstery with hard-wearing cover fabric.

## Sintec synthetic leather upholstery

Washable upholstery with Stamskin Top covering. Antibacterial, antimicrobial and antifungal.

Design	Order no.
Duotec fabric	9875-Colour no.
Genius fabric	9875-Colour no.
Stamskin Top synthetic leather	9875-Colour no.



## Sintec fabric upholstery with lumbar pad

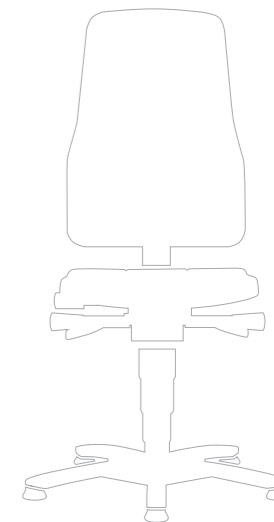
Soft, breathable upholstery with hard-wearing cover fabric.

## Sintec synthetic leather upholstery with lumbar pad

Washable upholstery with Stamskin Top covering.

Design	Order no.
Duotec fabric	9876-Colour no.
Genius fabric	9876-Colour no.
Stamskin Top synthetic leather	9876-Colour no.

# All-In-One Highline / Trend



Production

## The all-inclusive seating solution

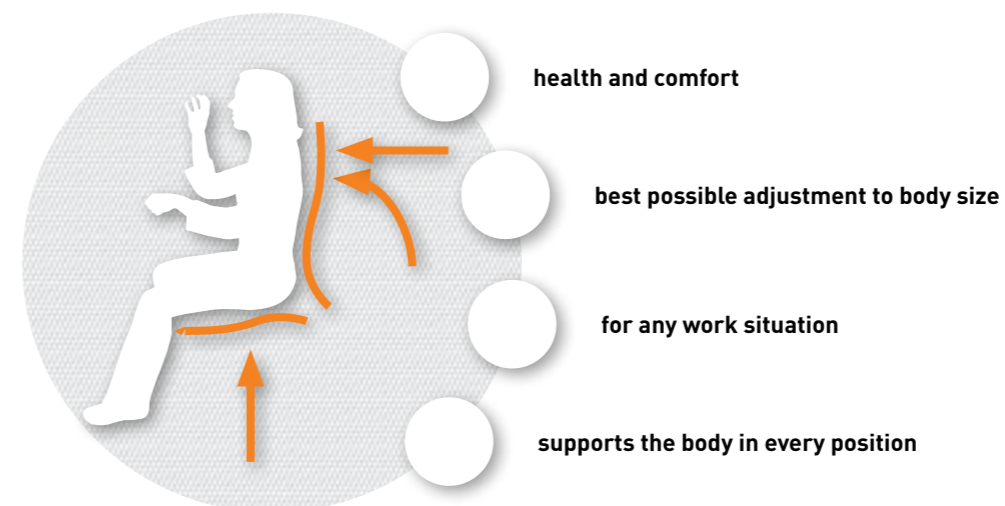
The bimos All-In-One closes the gap between office chair and workplace chair. This versatile new seating solution offers all the ergonomic features you would expect in a good office chair. The concept of all-inclusive ergonomics ensures that All-in-One suits every single person and every single workplace situation, without having to make any compromise at

all. Thanks to its solid construction and tough materials, All-In-One fulfils the demands of a great many workplaces in industry, healthcare, research and development.


The All-In-One has been deliberately designed as a versatile all-rounder rather than a specialist. So it is perfect for use in places wherever people want to sit comfortably in demanding working environments. All-in-One is a chair with two heads: it is available in two design variants – Highline and Trend – to fit in with various different visual concepts.



## A chair that can do everything



# All-In-One Highline



## Design and materials

The All-In-One Highline is the design concept that has an especially high back. The All-In-One Highline has a stable tubular steel base with flat lines. All the steel parts are painted black. The plastic parts are black too, and extremely tough. The high version of the All-In-One Highline features a chromed foot ring that is height-adjustable, and can be used as foot support and as a mounting aid. The All-in-One Highline can be fitted either with castors with load-sensitive brakes for hard floors, or with abrasion-resistant glides. On request, the high version can also be supplied with Stop&Go castors.

## Mechanisms and functions (for precise details, see pages 16-17)



## Accessories (for precise details, see page 141)



Armrests are height-, depth- and width-adjustable and can be swivelled

Foot ring

Stop&Go castors

## Finish and colour options for seat and backrest

Finish	Black	Blue	Grey	Red
Duotec fabric				
Order no.	6801	6802	6811	6803
Skai synthetic leather				
Order no.	2571	6902	6911	6903
Integral foam				
Order no.	2000			



### All-In-One Highline 1 with glides

Seat height adjustment range: 450 to 600 mm.

Design	Order no.
Duotec fabric	9640-Colour no.
Skai synthetic leather	9640-Colour no.
Integral foam	9640-2000



### All-In-One Highline 2 with castors

Seat height adjustment range: 450 to 600 mm.

Design	Order no.
Duotec fabric	9643-Colour no.
Skai synthetic leather	9643-Colour no.
Integral foam	9643-2000



### All-In-One Highline 3 with glides and foot ring

Seat height adjustment range: 570 to 830 mm.

Design	Order no.
Duotec fabric	9641-Colour no.
Skai synthetic leather	9641-Colour no.
Integral foam	9641-2000

# All-In-One Trend



## Design and materials

The All-In-One Trend is the All-In-One swivel workchair with a backrest of medium height. Its base can be supplied in black plastic or in a black painted tubular steel version. All the other steel parts are also painted black. And the tough plastic parts are finished in black. The high version of the All-In-One Trend features a chromed foot ring that is height-adjustable, and can be used as foot support and as a mounting aid. The All-in-One Trend can be fitted either with castors with load-sensitive brakes for hard floors, or with abrasion-resistant glides. On request, the high version can also be supplied with Stop&Go castors.

## Mechanisms and functions (for precise details, see pages 16-17)



## Accessories (for precise details, see page 141)



Armrests are height, depth and width-adjustable and can be swivelled

Foot ring

Steel base

Stop&Go castors

## Finish and colour options for seat and backrest

Finish	Black	Blue	Grey	Red
Duotec fabric				
Order no.	6801	6802	6811	6803
Skai synthetic leather				
Order no.	2571	6902	6911	6903
Integral foam				
Order no.	2000			



### All-In-One Trend 1 with glides

Seat height adjustment range: 450 to 600 mm.

Design	Order no.
Duotec fabric	9630-Colour no.
Skai synthetic leather	9630-Colour no.
Integral foam	9630-2000



### All-In-One Trend 2 with castors

Seat height adjustment range: 450 to 600 mm.

Design	Order no.
Duotec fabric	9633-Colour no.
Skai synthetic leather	9633-Colour no.
Integral foam	9633-2000



### All-In-One Trend 3 with glides and foot ring

Seat height adjustment range: 570 to 830 mm.

Design	Order no.
Duotec fabric	9631-Colour no.
Skai synthetic leather	9631-Colour no.
Integral foam	9631-2000


# Solitec



## The robust solution for maximum flexibility

Solitec feels right at home whatever the nature of the work. That's because it combines innovative ergonomics with sturdiness and is suitable for use anywhere within

your production facilities. Special finishes and covers are available for Solitec to suit any working area. The integrated seat tilt function ensures a high standard of ergonomics even when the user has to lean forwards.



## The right finish for any application

Solitec offers the perfect finishes and coverings to meet the requirements of any workplace scenario:



### Wood finish

Laminated beech. Highly robust, washable and resistant to oil and grease.

### Fabric upholstery

This soft, breathable upholstery with its hard-wearing cover fabric is sheer luxury.

### Integral foam upholstery

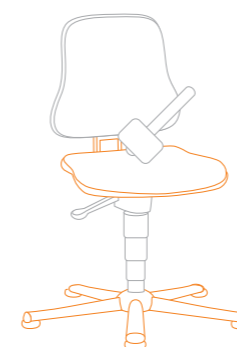
This high-comfort upholstery is resistant to oil, grease and flying sparks and can withstand mech.influences. It's washable and extremely hard-wearing.

### Skai synthetic leather


This non-slip, non-tear covering provides a soft and comfortable feel and is also washable.

## A true survivor

Solitec is extremely sturdy and highly durable. The backrest link is made from robust flat steel and the 5 star base from sectional steel tubing. The edge protector that runs all the way round provides effective protection for the upholstery.



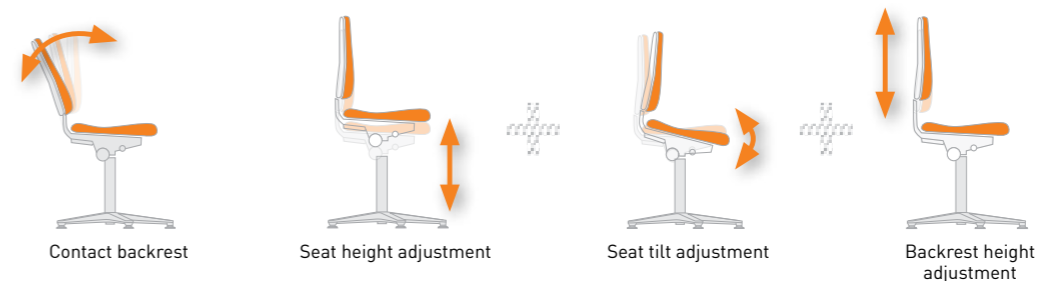
# Solitec



## Design and materials

Solitec features a sturdy, five-legged base frame with flat lines made from sectional steel tubing. All the metal components are epoxy-resin coated. All Solitec models are supplied with an anthracite frame. The 5 star base can be supplied with special castors featuring load-sensitive brakes for hard floors (Solitec 2) or with abrasion-resistant glides (Solitec 1 and Solitec 3) as an option.

## Mechanisms and functions (for precise details, see pages 16-17)



## Accessories (for precise details, see page 141)



Ring-shaped armrest   Multifunction armrest   Swivel lock   Foot ring

## Options



Disc base   Polished aluminium base

## Upholstery finish and colour options

Finish	Black	Blue	Grey	Red	Natural
Duotec fabric					
Order no.	6801	6802	6811	6803	
Skai synthetic leather					
Order no.	2571	6902	6911	6903	
Integral foam			Laminated beech		
Order no.	2000			3000	



## Solitec 1 with glides

Seat height adjustment range: 440 to 590 mm.

Design	Order no.
Laminated beech	9203-3000
Duotec fabric	9203-Colour no.
Skai synthetic leather	9203-Colour no.
Integral foam, black	9203-2000



## Solitec 2 with castors

Seat height adjustment range: 440 to 590 mm.

Design	Order no.
Laminated beech	9208-3000
Duotec fabric	9208-Colour no.
Skai synthetic leather	9208-Colour no.
Integral foam, black	9208-2000



## Solitec 3 with glides and step

Seat height adjustment range: 600 to 875 mm.

Design	Order no.
Laminated beech	9213-3000
Duotec fabric	9213-Colour no.
Skai synthetic leather	9213-Colour no.
Integral foam, black	9213-2000

# Isitec



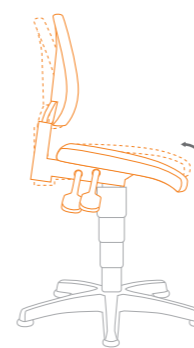
## The practical solution for everyday use

There are no airs and graces with Isitec whether faced with swarf, oil or shavings, Isitec will show you what a good industrial chair is capable of. The hard-wearing SoftTouch integral foam provides amazing softness and is a pleasure to sit on. Furthermore, Isitec is easy to clean, and is resistant to disinfectants.



### SoftTouch integral foam

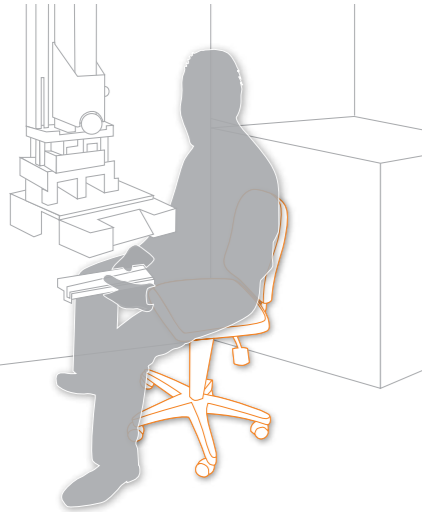
SoftTouch integral foam, which is still fresh from the drawing board, provides the ultimate in softness, and is washable and resistant to external influences.



### Easily adjustable

Isitec has all the essential qualities of a good workplace chair. All the adjustment functions allow for quick and easy operation via levers while the user is sitting down. The fact that the functions are labelled makes finding the right lever child's play. The continuously variable tilt adjustment function, which can be used to tilt the seat forwards by up to 8° ensures a minimum seat angle of 90° even when leaning forward into the work.


# Isitec



## Design and materials

Isitec features a sturdy, five-legged base frame with flat lines made from plastic. All Isitec models are supplied with a black frame. The chrome-plated foot ring has a particularly wide tread and is height-adjustable. Isitec can be supplied with special castors featuring load-sensitive brakes for hard floors (Isitec 2) or with abrasion-resistant glides (Isitec 1 and Isitec 3) as an option.

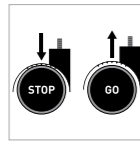
## Mechanisms and functions (for precise details, see pages 16-17)



## Options



Steel 5 star base



Stop&Go castors

## Accessories (for precise details, see page 141)



Ring-shaped armrest



Multifunction armrest



Foot ring

## Upholstery finish and colour options

Finish **Black**

Integral foam



Order no. **2000**



### Isitec 1 with glides

Seat height adjustment range: 430 to 600 mm.

Design	Order no.
Integral foam, black	9603-2000



### Isitec 2 with castors

Seat height adjustment range: 430 to 600 mm.

Design	Order no.
Integral foam, black	9608-2000



### Isitec 3 with glides and foot ring

Seat height adjustment range: 580 to 850 mm.

Design	Order no.
Integral foam, black	9613-2000

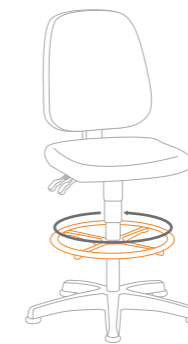
# Unitec



## The low-cost solution for solid performance

Unitec is our low-cost entry model for healthy sitting in a production context. The contact backrest, which is supplied as standard, provides support when working sitting down.

The generously proportioned seat and backrest provide additional support. There is a choice of various coverings to ensure that Unitec will fit in visually with practically any working environment. Consequently, Unitec is a good solid chair for almost any application.



### Foot ring


The chrome-plated foot ring provides a firm foothold thanks to its wide tread and can be quickly and easily adjusted in terms of its height.



### Standard functions for first-time buyers

- Seat height adjustment
- Backrest height adjustment
- Contact backrest

# Unitec



## Design and materials

Unitec features a sturdy, five-legged base frame with flat lines made from plastic. All Unitec models are supplied with a black base frame. The chair can be supplied with special castors featuring load-sensitive brakes for hard floors (Unitec 2) or with abrasion-resistant glides (Unitec 1 and Unitec 3) as an option. The Unitec seat and backrest are very generously proportioned in the case of the fabric and synthetic leather versions.

## Mechanisms and functions (for precise details, see pages 16-17)



## Accessories (for precise details, see page 141)



Multifunction armrest (not available with wood version)

Ring-shaped armrest

Foot ring

## Upholstery finish and colour options

Finish	Black	Blue	Natural
Laminated beech			
Order no.			3000
Fabric			
Order no.	1101	1103	
Synthetic leather			
Order no.	0551	0562	
Integral foam			
Order no.	2000		



## Unitec 1 with glides

Seat height adjustment range: 440 to 620 mm.

Design	Order no.
Laminated beech	9650-3000
Fabric	9650-Colour no.
Synthetic leather	9650-Colour no.
Integral foam, black	9650-2000



## Unitec 2 with castors

Seat height adjustment range: 440 to 620 mm.

Design	Order no.
Laminated beech	9653-3000
Fabric	9653-Colour no.
Synthetic leather	9653-Colour no.
Integral foam, black	9653-2000

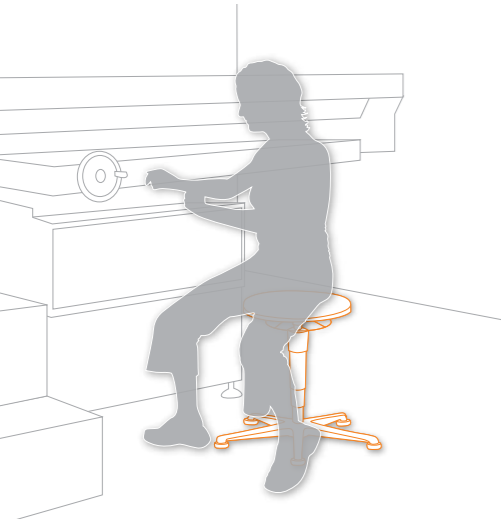


## Unitec 3 with glides and step

Seat height adjustment range: 580 to 850 mm.

Design	Order no.
Laminated beech	9651-3000
Fabric	9651-Colour no.
Synthetic leather	9651-Colour no.
Integral foam, black	9651-2000

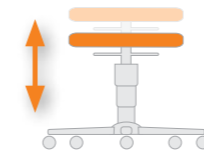
# Stools



## Industrious assistants

With their extra-large 40 cm diameter seats, these hard-wearing stools provide optimum support in industrial and workshop applications. The sturdy steel 5 star base and upholstery edge protector that runs all the way round guarantee a long lifespan. The practical pneumatic spring system with easy ring control allows for comfortable seat height adjustment.

## Functions (for precise details, see pages 16-17)



Seat height adjustment based on pneumatic spring system with easy ring control

## Options



Polished aluminium  
5 star base

## Finish and colour options for seat

Finish	Black	Blue	Grey	Red	Natural
Duotec fabric					
Order no.	6801	6802	6811	6803	
Stamskin Top synthetic leather					
Order no.	4524	4523	4521	4508	
Integral foam					
Order no.	2000				
Laminated beech					
Order no.					3000



## Stool 1 with glides

Seat height adjustment range: 460 to 630 mm.

Design	Order no.
Laminated beech	9467-3000
Duotec fabric	9467-Colour no.
Stamskin Top synthetic leather	9467-Colour no.
Integral foam, black	9467-2000



## Stool 2 with castors

Seat height adjustment range: 460 to 630 mm.

Design	Order no.
Laminated beech	9468-3000
Duotec fabric	9468-Colour no.
Stamskin Top synthetic leather	9468-Colour no.
Integral foam, black	9468-2000

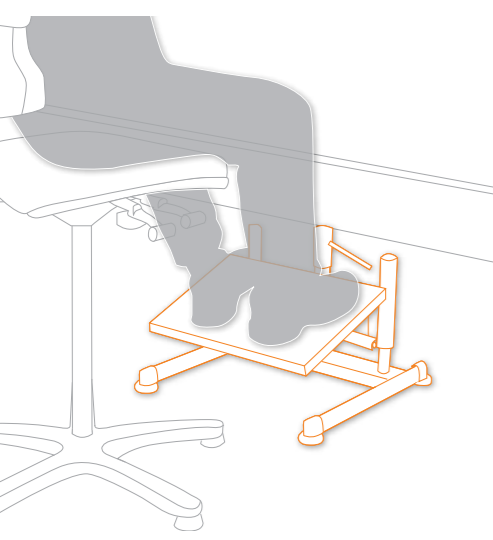


## Stool 3 with glides and foot ring

Seat height adjustment range: 570 to 850 mm.

Design	Order no.
Laminated beech	9469-3000
Duotec fabric	9469-Colour no.
Stamskin Top synthetic leather	9469-Colour no.
Integral foam, black	9469-2000

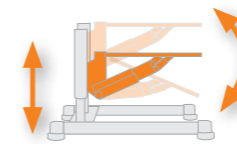
# Footrests



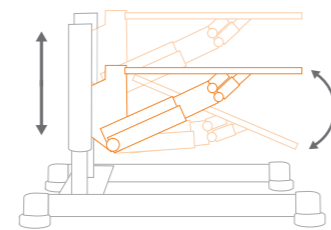
## Support in your everyday work

In the case of elevated seating positions, footrests can provide the necessary support for your legs. They can be used to ensure exactly the right angle between your thigh and upper body. That is why the EEC directive governing the minimum health and safety requirements for the workplace specifies the following: "When seated, the employee's feet must be in contact with the floor or a footrest". bimos industrial footrests are really easy to adjust for the individual concerned, enable the user to adopt the correct posture and thereby ensure good thigh circulation. The non-slip rubber tread provides a firm grip even when the work is physically demanding.

## Model 9455 functions



Pedal buttons enable convenient footrest adjustment while seated



## Perfect adaptability

All bimos footrests feature continuously variable height and tilt angle adjustment. This means that the footrests can be perfectly adapted to any workplace situation. In the case of Model 9455, this is achieved by means of a pneumatic spring, making your footrest as convenient and easy to adjust as the familiar modern workplace chair.



### Industrial footrest with pneumatic spring

Non-slip rubber tread.  
Height adjustment range: 100 to 340 mm.  
Tilt adjustment range: 8° to 25°.  
Tread dimensions: 440 x 340 mm.

Design	Order no.
Anthracite	9455



### Industrial footrest with clamp lever

Non-slip rubber tread.  
Height adjustment range: 65 to 410 mm.  
Tilt adjustment range: 8° to 25°.  
Tread dimensions: 440 x 340 mm.

Design	Order no.
Anthracite	9450

# Sintec 160



## The workchair for people up to 160 kg

We have made it our mission to provide the right workplace chair for absolutely everybody. And that applies to also to very heavy people. The Sintec 160 is the ideal solution for these people. Sintec 160 gives heavy people all the same positive seating features that are available in the standard version of Sintec. All the components are specially designed for particularly heavy loads. Its broad-based construction does not constrain Sintec 160 at all, and gives heavy people plenty of room to move around. Sintec 160 has a polished aluminium base. The width of the optional ring armrests is adjustable. Sintec 160 has the same replaceable upholstery system as Sintec.

## Mechanisms and functions (for precise details, see pages 16-17)



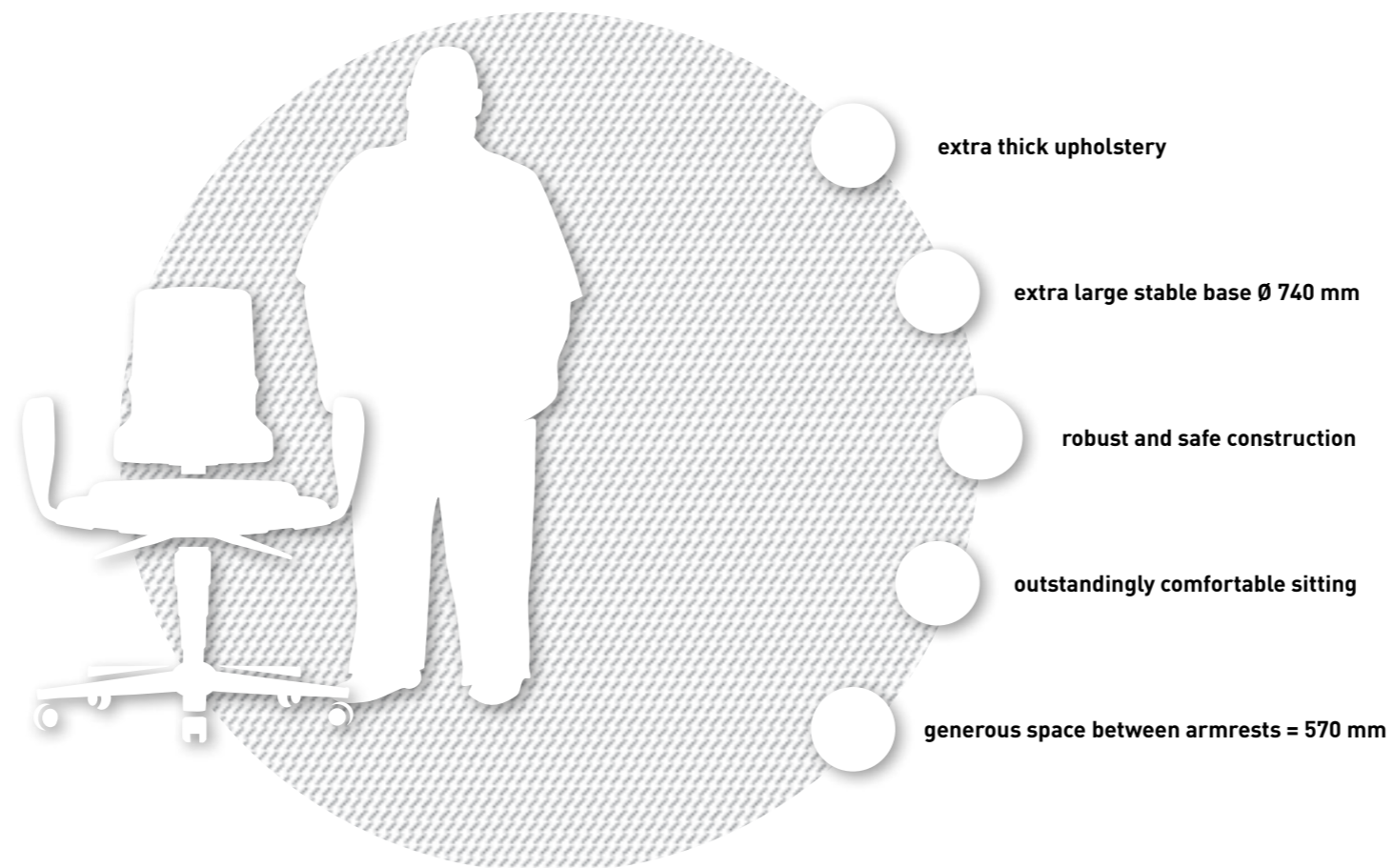
## Accessories (for precise details, see page 141)



Ring-shaped armrest

## Upholstery finish and colour options

Finish	Black	Blue	Grey	Red
Genius fabric				
Order no.	GE01	GE02	GE11	
Stamskin Top synthetic leather				
Order no.	4524	4523	4521	4508
Integral foam				
Order no.	2000			



Armrest optional



## Sintec 160 including glides and castors

Seat height adjustment range: 490 to 640 mm.  
(with glides 450 to 600 mm)

Design	Order no.
Genius fabric	9816-Colour no.
Stamskin Top synthetic leather	9816-Colour no.
Integral foam	9816-2000

# 24h Chair



## The high-flier that never takes a break

The 24h Chair remains in use around the clock and must constantly adapt to the needs of different workers and different situations. It has been perfectly designed with this in mind, as it is a versatile and robust chair that provides the user with the support he or she needs in any situation, e.g. on the basis of its multifunctional armrests and numerous adjustment options. The replaceable upholstery, which is available in a wide range of finishes and colours, is an additional bonus. What's more, the 24h Chair is the ideal seating solution for people with a heavy frame.

## Mechanisms and functions (for precise details, see pages 16-17)



## Options



- Excellent performance at a glance:**
- Reinforced mechanical system and 5 star base
  - All upholstery can be removed and replaced
  - The Genius fabric is 10 times more hard-wearing than conventional upholstery fabrics
  - Integral foam jacket for protection against impacts
  - Armrests are proportionally height, depth and width-adjustable and can also be pivoted
  - Suitable for body weights of up to 180 kg

## Accessories (for precise details, see page 141)



## Upholstery finish and colour options

Finish	Black	Blue	Grey	Red
Duotec fabric				
Order no.	6801	6802	6811	6803
Genius fabric				
Order no.	GE01	GE02	GE11	
Stamskin Top synthetic leather				
Order no.	4524	4523	4521	4508



Picture: with armrests

## 24h Swivel Chair

Seat height adjustment range: 420 to 510 mm.

Design	Order no.
Stoff Duotec	9335-Colour no.
Stoff Genius	9335-Colour no.
Kunstleder Stamskin Top	9335-Colour no.



Picture: with armrests

## 24h Swivel Chair with neck support

Seat height adjustment range: 420 to 510 mm.

Design	Order no.
Stoff Duotec	9336-Colour no.
Stoff Genius	9336-Colour no.
Kunstleder Stamskin Top	9336-Colour no.